


ZOOM CHEAT SHEET

ZOOM is a platform where we can interact online.


Do you want to allow this page to open "zoom.us"?

Cancel Allow

We will send you a link with the date and time for our ZOOM sessions. Allow and join with audio.



Access from a desktop, laptop, iPad, or from a phone. If accessing from a phone, you must have the ZOOM app.




Speaker view allows you to only see the speaker. Gallery view allows you to see the whole class. (If on mobile, you swipe to the right to see the gallery view). Gallery View is suggested.

Participant box. You can control your volume and camera as well as see who is there.

Chat box. You can chat here. Make sure it is set to everyone. (Mobile it's on the bottom menu).

Use the bar at the bottom to control your sound and video. You can also click to view the chat box and participant box.

To change your name, hit the three dots on your video.



ZOOM TIPS & ETIQUETTE: consider having headphones - please mute yourself when you are not talking - when participating remember your video is streaming to others - please help keep students on task and not being silly - headphones can help with feedback / noise